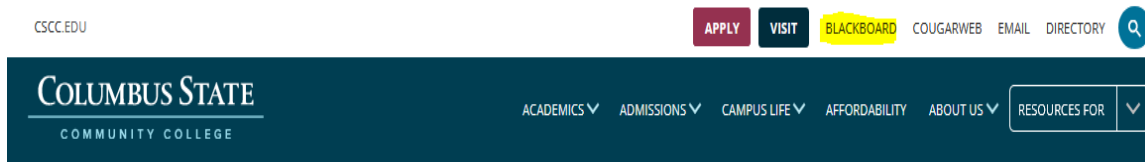
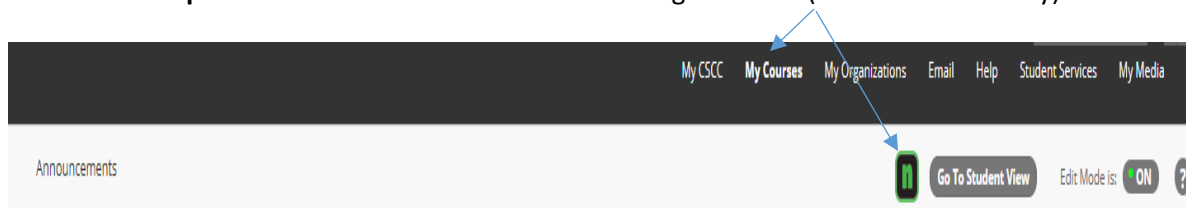


# Directions to Access Online Tutoring Services for Various Courses through Blackboard

- 1) Go to [www.csc.c.edu](http://www.csc.c.edu)
- 2) Click **Blackboard** button right hand corner of the page  
**Note:** Going to [courses.csc.c.edu](http://courses.csc.c.edu) takes you directly to Blackboard



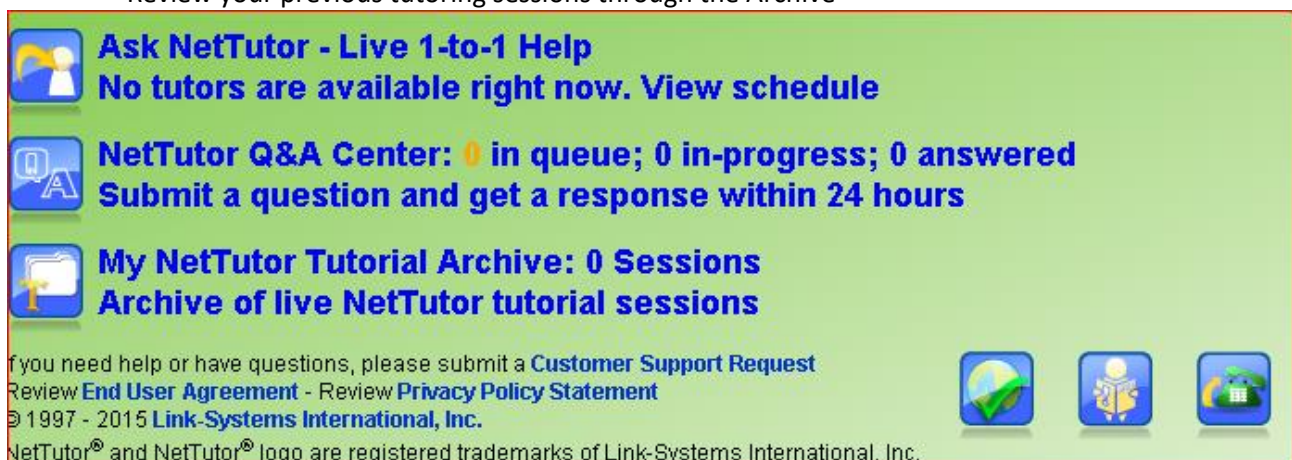
- 3) Login to Blackboard with you Columbus State username and password
- 4) Select any course
- 5) Click the button with the green “n” below your name in the upper-right hand corner  
**Note:** **Accept and Continue** the “End User License Agreement” (first time users only)



- 6) Click on the **Course Group** you are seeking tutoring in  
**Note:** This is just a screen shot example of a course group; there is more tutoring available



- 7) Click on the type of tutoring you want  
**Note:** 1-1 Tutoring online (**view schedule**)  
Question and Answer Session: submit and receive a response in 24 hours or less  
Review your previous tutoring sessions through the Archive



**Ask NetTutor - Live 1-to-1 Help**  
No tutors are available right now. [View schedule](#)

**NetTutor Q&A Center:** 0 in queue; 0 in-progress; 0 answered  
Submit a question and get a response within 24 hours

**My NetTutor Tutorial Archive: 0 Sessions**  
Archive of live NetTutor tutorial sessions

If you need help or have questions, please submit a [Customer Support Request](#)  
Review [End User Agreement](#) - Review [Privacy Policy Statement](#)  
© 1997 - 2015 [Link-Systems International, Inc.](#)  
NetTutor® and NetTutor® logo are registered trademarks of Link-Systems International, Inc.