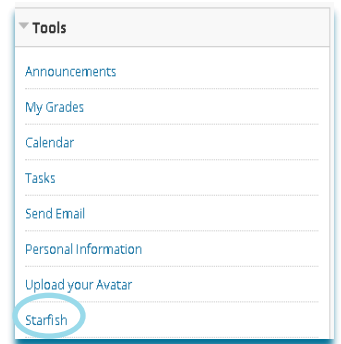


# Assigning a Referral to a student

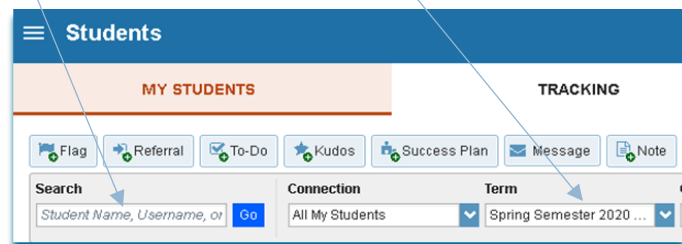
## Access Starfish

- Go to csc.edu
- Click on Blackboard
- Sign in using your Columbus State credentials
- Under tools in the bottom left, click Starfish

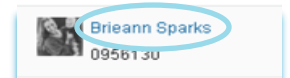


## Access student to assign referral

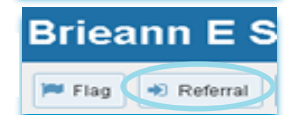
- Click on the three parallel white lines in the upper left corner, click on Students
- Confirm the current term is selected in the term drop down box
- In Search box, type the student 's username or Cougar ID, confirm it is correct student



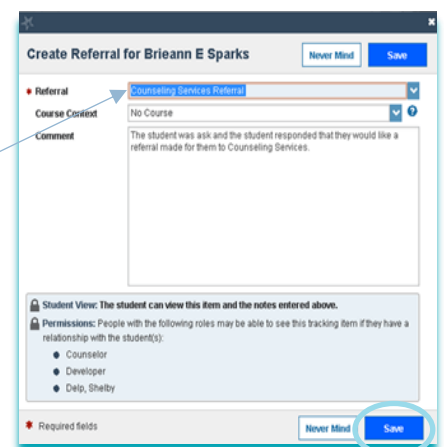
- Click on the student's name



- Click on the Referral button



- The referral box will open, click on the down arrow to select the **referral**
- Click Save



Current Referrals for AU20 are listed on the back

**COLUMBUS  
STATE**  
COMMUNITY COLLEGE

Any Questions, please contact the Help Desk at HelpDesk@csc.edu

## Connections – Support Referrals for Students

- Admissions
- Art, Media, and Design Associate of Applied Science Advisor
- Arts & Sciences Advising
- Associate of Applied Science Advisor in Engineering/Transportation or Design/Construction/Trades
- Bookstore (COVID)
- Business Programs/Automotive Technology Associate of Applied Science Advisor
- Career Services
- Co-curricular Involvement
- Counseling
- Disability Services
- Emergency Relief Grant (SERG) Form Access
- Financial Aid
- Health & Human Services Advising Referral
- Library
- Information Systems Technology Associate of Applied Science Advisor (formerly computer science)
- Library Referral
- Mid-Ohio Market
- Military & Veterans Services
- OSU Transfer
- Student Accounts/Cashier (COVID)
- Student Advocacy
- Student Central
- Technical Support
- Testing Services
- Time Management/Test Taking Skills/Study Skills
- Tutoring (COVID)
- Writing Center