

CCP Application Instructions

Table of Contents

Locating the Application	2
Creating an Account	3
Completing the CCP Application	4
Section #1	5
Section #2: Personal Information	5
Section #3: My Contact Information	6
Section #4: Education History	7
Section #5: Your Ohio County	8
Section #6: Application for Ohio Residency Tuition Rates	8
Submitting the Application	9
Confirmation Email Example	10



Locating the Application

1. Navigate to <https://www.csc.edu/admissions/apply.shtml>
2. Locate the **College Credit Plus** section to select the **CCP Application (AU26 or Later)** option.

College Credit Plus

This application is for high school students who wish to earn college credit through Ohio's College Credit Plus program. Please note: you must be an Ohio resident for tuition purposes to qualify for the College Credit Plus program.

Note: We are in the process of upgrading our application system.

If you plan to start in Spring 2026 or Summer 2026

Use our existing application.

CCP APP (SP26 & SU26) ▶


If you plan to start in Autumn 2026 or later

You will apply using our new system, Workday.

CCP APPLICATION (AU26 OR LATER) ▶

Note: We will begin processing applications for Autumn 2026 starting in March 2026. You will receive a confirmation email once you complete your application. Please check your email regularly for important announcements and next steps.

3. Select **Sign In** on the upper right corner.



FUTURE COLLEGE CREDIT PLUS STUDENTS

Earn college credit. Explore potential career paths. Or earn your associate degree, all while you're in high school.

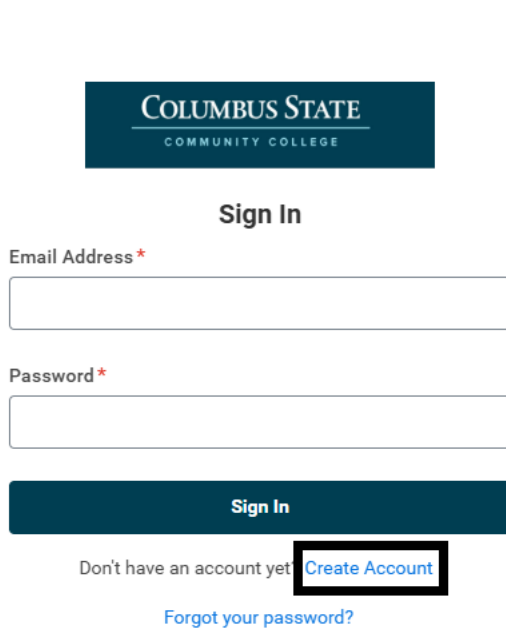
Welcome to Columbus State, Ohio's largest provider of College Credit Plus. We're glad you're here! Taking college courses at Columbus State is a smart choice for many students, one that can set you up for success in high school and beyond. Through the College Credit Plus (CCP) program, students in grades 7-12 can take college courses through Columbus State Community College to earn free college credit and fulfill their high school graduation requirements at the same time. Whether you're interested in exploring potential career paths in IT, health care, or engineering technology, or you want to get a head start on your general education courses, Columbus State has a place for you.


Sign In

Sign In

Creating an Account

4. Then select **Create Account**.
 - a. If you already have an account, enter your credentials and select **Sign In**.





COLUMBUS STATE
COMMUNITY COLLEGE

Sign In

Email Address*

Password*

Sign In

Don't have an account yet? [Create Account](#)

[Forgot your password?](#)

5. Enter your personal email in the **Email Address** field. Please DO NOT use your school email.
6. Create a password that meets the following requirements:
 - a. A numeric character
 - b. A lowercase character
 - c. An uppercase character
 - d. An alphabetic character
 - e. A minimum of 8 characters
 - f. A special character
7. Select **Create Account**.
8. A link is sent to the email you provided to verify your account. You must verify your account before you can log in to begin the application.
9. Enter the credentials you used to create your account and select **Sign In**.

Completing the Application

- Under the **Admissions** header, select “**Click here to apply to our College Credit Plus program**”. You can also begin by selecting the blue, hyperlinked text in the Welcome message, such as “**Apply Now!**”.



Welcome,

Take a class or two - or even earn your associate degree!

We're glad you're here! Taking college courses at Columbus State is a smart choice for many students, one that can set you up for success in high school and beyond. Through the College Credit Plus (CCP) program, students in grades 7-12 can take college courses through Columbus State Community College to earn free college credit and fulfill their high school graduation requirements at the same time.

Some students choose to take just a couple of courses, while others complete one or even two years of college (60 credit hours) through CCP. That's two years of time and tuition savings when you get to college!

APPLY NOW!



Our application for College Credit Plus at Columbus State is specifically for students who will be in grades 7-12 when enrolled at Columbus State. There's no fee to apply, so get started on your journey today! [Click here to begin your application for our College Credit Plus program at Columbus State.](#)



NEED ASSISTANCE?

If you need assistance with any portion of the application, contact us at ccp@csc.edu

Admissions



[Click here to apply to our College Credit Plus program!](#)

- Select **Start My New Application**.

[Home](#) > [Admissions: Click here to apply to our College Credit Plus program!](#)

Welcome,

We're thrilled you're applying to Columbus State!

The information you provide should be current and accurate as it will become your official student record at Columbus State and will be used to verify your identity. Any changes to your information after you submit your application will require the submission of documentation.

Your Applications

[Start My New Application](#)

Questions?

[Learn More About College Credit Plus](#)

[Getting Started](#)

Please Note: Any information on the application with a red asterisk beside it is a required field.

Application Section #1

12. Enter the following information:

- a. **My Starting Academic Level (Required):** Undergraduate
- b. **My Starting Status (Required):** High School
- c. **My Career & Academic Pathway:** Select your desired pathway.
 - i. Columbus State uses Academic Pathways to connect you with a team of college staff and faculty who will support you along your path toward graduation and transition into the work force or advanced education. To explore Columbus State's Pathways, visit <https://www.csc.edu/academics/>.
- d. **My Major (Required):** Select your major.
 - i. If you indicated a pathway in the previous question, you would only have one option to choose from that corresponds with the selected pathway.
 - ii. If you did not select a pathway, you will have to select from a list of options.
- e. **My Starting Term (Required):** Select the semester when you want to start taking classes.
 - i. If you are applying for the Spring 2026 or Summer 2026 semesters, please complete a different application: <https://web.csc.edu/admissions/>
- f. **Where I want to Take My Classes (Required):** K-12 Embedded Locations.

13. Select **Ok**.

Application Section #2: Personal Information

14. Enter the following information:

- a. **Legal Name (Required)**
 - i. Once the application is reviewed, a chosen name can be shared.
 - b. **Date of Birth (Required)**
-

c. Sex Assigned at Birth (Required)

- i. Almost all male U.S. citizens and male immigrants, who are 18 through 25, are required to register with Selective Service. If you are required to register and do not, you will be charged a Selective Service tuition surcharge. If you are within this age range and have not yet registered, visit www.sss.gov or call 847-688-6888 to register for your number. If you are not yet 18, you must register within 30 days of your 18th birthday.

- d. Questions regarding gender identity, race, and whether you consider yourself Hispanic/Latino are optional.

- e. **Country of Birth (Required):** Select from the drop-down or begin typing in the field to narrow your search.

f. Social Security Number (National ID) (Required)

- i. An Identification Number is required. If you do not have a Social Security Number (SSN) or U.S. Individual Taxpayer Identification Number (ITIN), please contact (614) 287-5353 or information@csc.edu.
- ii. When entering an ITIN, you can provide an issued and expiration date.

g. Citizenship Status (Required)

Application Section #3: My Contact Information

Please Note: Select the **Add** button to begin entering information for each question.

15. Enter the following information:

- a. **Where do you live right now? Please enter Home as your Address Type. (Required)**

- b. **What's your personal email? Please do not use your school email. (Required):** The email provided when you created the account will populate here.

- c. **What's your phone number? Please enter Home as your Phone Type. (Required)**

Application Section #4: Education History

16. Enter the following information:

- a. **Tell us about your high school journey (Required):** Select **Add** to add your high school.

Add Your High School

- Scroll down to **High School Name** and type the first word of your school's name and press Enter. Select your school from the drop down list that appears.
- Enter the date that you expect to graduate from that high school in the **Graduation Date** field.
- If this is the last high school you went to, check the box under **This is the most recent secondary institution I have attended.**

Homeschooled Students

- Enter **Home School** in the **My High School** field and select **Home School - Ohio** from the drop-down list.
- Check the box under **I am homeschooled.**

Cannot Find Your High School

- Click the **Remove** button.
 - Check the box **My school does not show in the prompt above.**
- b. **Have you already taken college courses? (Required):** If you indicated prior college or university attendance, select **Add** to enter the details.

Add Your College/University

- Click **Add.**
- Select the **Country of Educational Institution** (the country where you went to college/university).
- Select the **Region of Educational Institution** (for United States of America, the state where you went to college/university).
- Enter the **City of Educational Institution** (the city where you went to college/university).
- Select your school from the **Institution Name** drop down list (where you went to college/university).
- Enter the start and end dates when you attended.

- Select any credentials (certificates, degrees, etc.) you earned.
- Click the **Add** button to list any other schools attended.

Cannot Find Your College/University

- Click the **Remove** button.
 - Check the box under **My college/university does not show in the prompt above.**
- c. **Additional Information:** If applicable, indicate if you have relatives who attended Columbus State Community College and/or if you were suspended or expelled from another college/university due to behavioral and/or academic misconduct (that does NOT include being dismissed for low GPA), or I currently have pending or unresolved misconduct charges at a college or university.

Application Section #5: Your Ohio County

17. Enter the following information:

a. Do you live in Ohio? (Required)

- i. If you say “yes,” you will be prompted to select the region and county you live in.

Application Section #6: Application for Ohio Residency Tuition Rates

Please Note: Students classified as Ohio residents receive a subsidy funded in part by Ohio taxpayers. Non-Ohio students receive a surcharge resulting in higher tuition rates. **Your responses to the following question(s) determine your residency status for tuition surcharge purposes.**

Once your residency status has been determined, if you would like to apply for a different residency status, you will be required to provide documentation showing you meet one of the guidelines set forth by the Ohio Department of Higher Education ([Ohio Administrative Code 3333-1-10](#), [Ohio Revised Code 3333.31](#)) for the purposes of calculating students' tuition. Residency applications must be completed **no later than the first day of the semester** for which you desire the reclassification to be effective.

18. Enter the following information:

- a. **When you start classes at Columbus State, will you or the person who provides more than 50% of your living expenses (spouse, parent, or legal guardian) have lived in Ohio for 12 or more consecutive months?** -Autumn (begins in late August) -Spring (begins in mid-January) -Summer (begins in late May) (Required)

Submitting the Application

19. Select **Review My Application** to ensure your information is correct before selecting **Submit Application**.
20. After submitting the application, you will receive a confirmation email with the next steps leading up to late March 2026 when we will begin confirming your admission status. Once it is time to take the next step to becoming a CState student, you will receive another email.

Confirmation Email Example



THANK YOU FOR SUBMITTING YOUR APPLICATION

Message Body Placeholder

Message template or body text populates this area when a notification is sent. The text isn't editable from the notification template, but the text color and background can be changed.

Congratulations! You've submitted your application for Autumn 2026 to Columbus State Community College! That's the first step toward starting your journey as a Columbus State Cougar.

At Columbus State, we're an open enrollment institution, so you shouldn't worry about your acceptance to the college. You may have some extra steps to finalize the enrollment process and register for classes, like submitting transcripts and test scores, providing certain documentation, or taking placement tests. Certain [academic programs](#) have their own requirements like providing health records or taking background checks. Just remember: whatever comes up, we're here to help you get ready.

We're currently upgrading our student record system to Workday Student to better serve you. Because of this, we'll be confirming your admission status and next steps in late March. Don't worry—you haven't missed anything, and we'll email you as soon as we're ready for you to take your next steps.

But you don't have to wait until March to connect with us, or to prepare for a smooth enrollment! Stay informed by:

- Checking your email for important updates. We'll communicate regularly.
- Opting in to receive text messages from Columbus State.
- Joining our Autumn 26 Instagram channel, [CState Autumn '26 Updates](#).
- Bookmarking csc.edu/workdaystudent webpage.
- You're already on your way to a successful journey at CState, and we'll be with you every step of the way! If you have questions, email us at admissions@csc.edu.

Remember, you've got this!

Sincerely,

Columbus State Admissions Office

614-287-2669 | admissions@csc.edu | csc.edu/getstarted